



RoboCup Soccer Humanoid League Rules and Setup

For the 2015 Competition in Hefei



Louis Vuitton Cup

Final version of June 29th, 2015

RoboCup Humanoid League Mailing List (for important announcements, rule discussion and questions): <https://lists.cc.gatech.edu/mailman/listinfo/robocup-humanoid>

RoboCup Humanoid League Home Page: <http://www.tzi.de/humanoid/>

RoboCup Humanoid League Wiki: http://wiki.robocup.org/wiki/Humanoid_League

Contents

| | |
|---|------------|
| Table of Contents | i |
| Preamble | iii |
| 1 The Field of Play | 1 |
| 1.1 Playing Surface | 1 |
| 1.2 Goals | 2 |
| 1.3 Lighting | 2 |
| 1.4 People Area | 2 |
| 2 The Ball | 5 |
| 3 The Number of Players | 5 |
| 3.1 Incapable Players | 5 |
| 3.2 Substitutions | 5 |
| 3.3 Temporal Absence | 6 |
| 4 The Design of the Robots | 7 |
| 4.1 Robot Height | 7 |
| 4.2 Weight Restrictions | 7 |
| 4.3 Size Restrictions | 8 |
| 4.4 Sensors | 8 |
| 4.5 Communication and Control | 9 |
| 4.6 Colors and Markers | 10 |
| 4.7 Safety | 11 |
| 4.8 Robustness | 11 |
| 4.9 Handling | 11 |
| 5 The Referee | 12 |
| 6 The Assistant Referees | 13 |
| 7 The Duration of the Match | 14 |
| 7.1 Periods | 14 |
| 7.2 Timeouts | 14 |
| 8 The Start and Restart of Play | 15 |
| 8.1 Preliminaries | 15 |
| 8.2 Kick-off | 15 |
| 8.3 Dropped Ball | 16 |
| 9 The Ball In and Out of Play | 17 |
| 10 The Method of Scoring | 17 |

| | |
|---|-----------|
| 11 Offside | 18 |
| 12 Fouls and Misconduct | 19 |
| 12.1 Ball Manipulation | 19 |
| 12.2 Physical Contact | 19 |
| 12.3 Attack and Defense | 20 |
| 12.4 Indirect Free Kick | 20 |
| 12.5 Yellow and Red Cards | 22 |
| 13 Free Kicks | 23 |
| 14 The Penalty Kick | 24 |
| 15 The Throw-In | 26 |
| 16 The Goal Kick | 26 |
| 17 The Corner Kick | 26 |
| 18 The Dribble and Kick Competition (AdultSize) | 27 |
| 19 The Technical Challenge | 28 |
| 19.1 Part A: Push Recovery | 28 |
| 19.2 Part B: Goal-Kick from Moving Ball | 29 |
| 19.3 Part C: High Jump | 29 |
| 19.4 Part D: High-Kick Challenge | 30 |
| 20 The Competitions and Trophies | 31 |
| 20.1 Setup and Inspections | 31 |
| 20.2 Referee Duty | 31 |
| 20.3 Competitions | 31 |
| 20.4 Best Humanoid | 32 |
| 20.5 Trophies | 33 |
| A The Trend in Rule Evolution for the Next Years | 34 |
| Acknowledgements | 35 |

Preamble

These rules are intended to ensure a fair competition in the RoboCup Soccer Humanoid League. They want to encourage creativity and technical development.

The rules are oriented towards the FIFA Laws of the Game. However, they still deviate in many points from the FIFA laws, but it is intended to decrease these deviations in the future, in order to work towards the long-term goal of playing with humanoid robots against human soccer teams.

Among the research challenges that are specific to the Humanoid League is maintaining the dynamic stability of the bipedal robots while they are walking, running, kicking, and performing other tasks. Another example is the coordination of perception (with a human-like limited field of view) and locomotion. The humanoid soccer robots must also be robust enough to deal with challenges from other players.

Size Classes

As it is not feasible to have humanoid robots of very different sizes play against each other, the competitions are held in three size classes: KidSize, TeenSize and AdultSize. See Section 4 for the definition of these classes.

Male and Female

References to the male gender in the rule book in respect of referees, assistant referees, players and officials are for simplification and apply to both males and females.

1 The Field of Play

The competitions take place on a rectangular field, which contains two goals and field lines, as shown in Fig. 1.

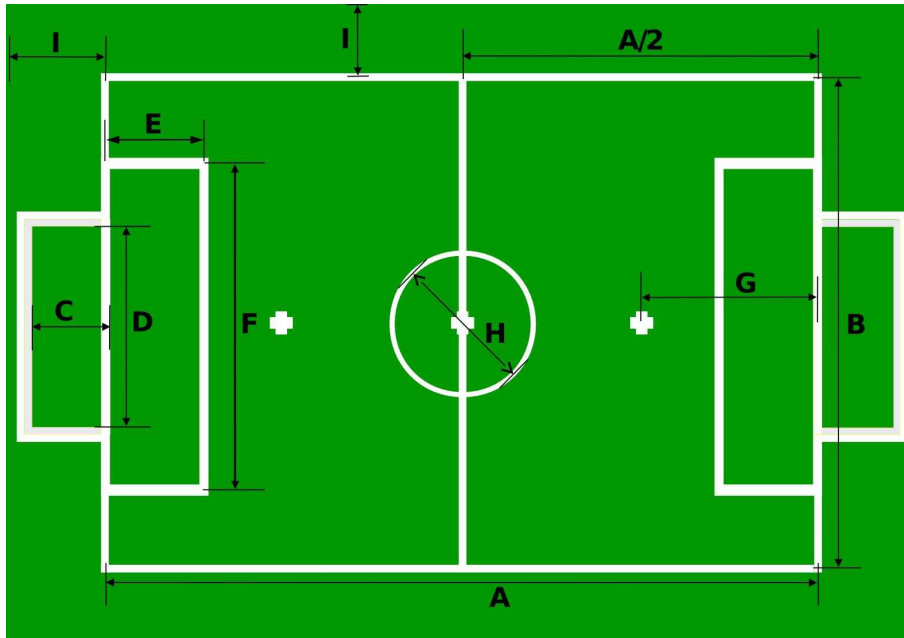


Figure 1: Humanoid robot soccer field (not to scale).

Table 1: Dimensions of the rectangular field of soccer play (in cm).

| | | KidSize | TeenSize & AdultSize |
|---|---------------------------|---------|----------------------|
| A | Field length | 900 | 900 |
| B | Field width | 600 | 600 |
| C | Goal depth | 50 | 60 |
| D | Goal width | 180 | 260 |
| E | Goal area length | 60 | 100 |
| F | Goal area width | 345 | 500 |
| G | Penalty mark distance | 180 | 210 |
| H | Center circle diameter | 150 | 150 |
| I | Border strip width (min.) | 70 | |

1.1 Playing Surface

The field consists of a flat and even ground which is covered with artificial green grass with a yarn length of approximately 30mm. The white lines are 5 cm wide. Line segments of 10 cm length are used to denote penalty mark and the kick-off position (center mark).

The longer outer field lines are called touch lines, whereas the shorter outer field lines are called goal lines. The field is surrounded by a border strip, which is also covered with green artificial grass. The world outside the border strip is undefined.

1.2 Goals

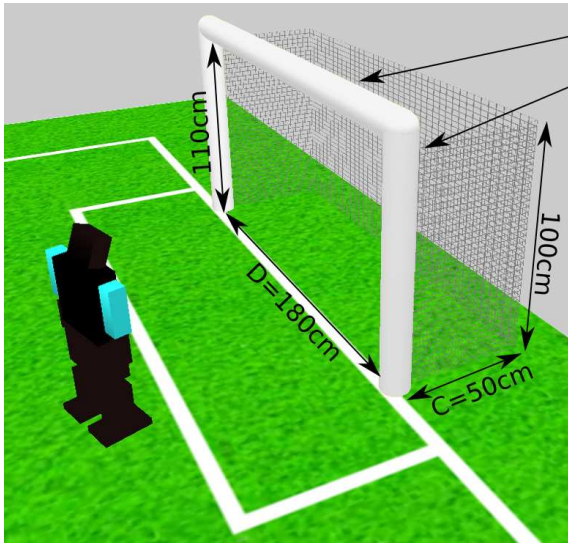
A goal is placed in the middle of each goal line. Both of the goals have a white frame. Nets in grey or black color are attached to the goals and the ground behind the goal, provided that they are properly supported and do not interfere with the goalkeeper. The mesh size for this net is suggested to be less than 4 cm in order to keep the risk of entanglement low. The upper side of the goal should not be covered by a net in order to allow for easy access to the robots from above. The goals for the KidSize field have a crossbar at a height of 110 cm. The height of the net is 100 cm and it is open from the top (see Fig. 2). The TeenSize and AdultSize goals have a crossbar at height of 180 cm and the height of the net is 120 cm. The goal posts and crossbars are cylindrical and have a diameter of 10 cm (see Fig. 2).

1.3 Lighting

The lighting conditions depend on the actual competition site. Lighting temperature may differ significantly from previous years, as only ceiling lights are used. The field is illuminated presuming a sufficient bright and constant lighting on the field (i.e. no daylight).

1.4 People Area

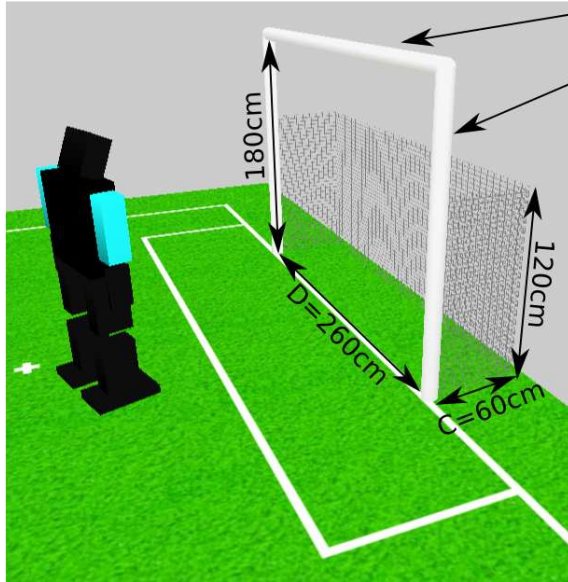
Around the field of play (Figure 1) a field zone is defined on site in which only the referee (Section 5), the assistant referees (Section 6) and the two robot handlers are allowed to stay during the game. All persons in the field zone must not show colors below their waist that are the same as or similar to any of the defined colors on the field. The field zone must give sufficient space to the referees and robot handlers for passing behind the goals. All other people (including other team members, organizational staff, representatives of the press and the media etc.) must stay outside the field zone.



Goalposts and crossbar made from 3 white cylinders with a diameter of 10cm (approx. 4 inches). The crossbar is in 110cm height.

The net:

- has a height of 100cm
- is of grey or black color
- is properly supported, in a way to minimize interference with the goal keeper



White goalposts and crossbar made from cylinders with a diameter of 10cm (approx. 4 inches). The crossbar is in 180cm height.

The net:

- has a height of 120cm
- is of grey or black color
- is properly supported, in a way to minimize interference with the goal keeper

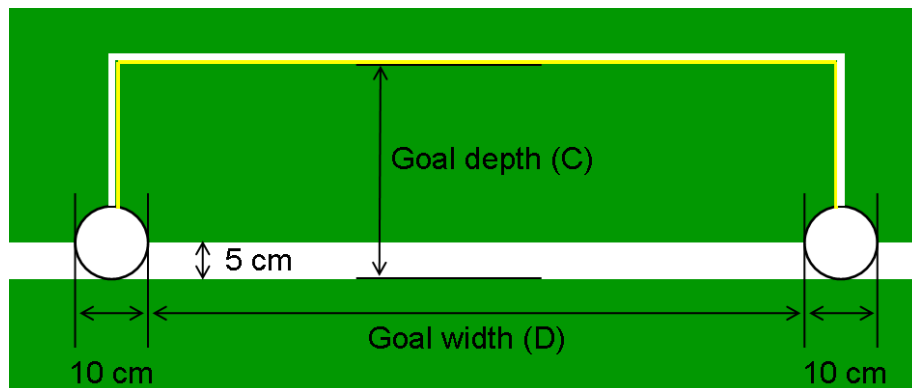


Figure 2: KidSize (top) and Teen-/AdultSize (middle) goals; bird's eye view of goal layout (bottom).

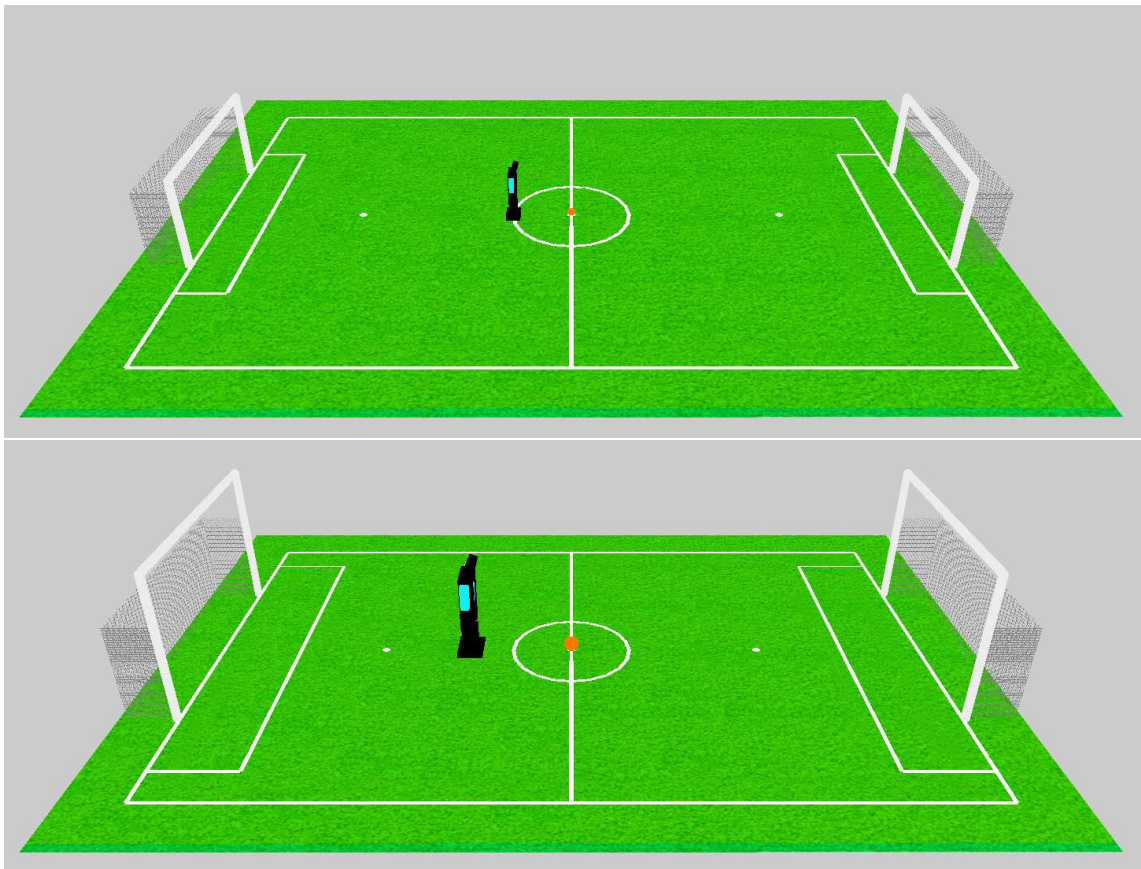


Figure 3: Humanoid soccer fields with goals to scale for KidSize (top) and Teen/AdultSize (bottom).

2 The Ball

Each size class uses its own ball which is at least 50% white. The remaining colors of the ball are undefined but should not contain significant amounts of cyan, magenta, field green or white.

1. KidSize: FIFA size 1 ball (diameter approx. 13cm, weight approx. 150g)¹.
2. TeenSize: FIFA size 3 ball.
3. AdultSize: FIFA size 5 ball.

3 The Number of Players

A match is played by two teams, each consisting of not more than four players in Kid-Size and not more than two players in TeenSize, one of whom must be designated as goalkeeper. A match may not start if either team consists of less than one player.

3.1 Incapable Players

Players not capable of play (e.g. players not able to walk on two legs, players not able to stand, or players with obvious malfunctions) are not permitted to participate in the game. They must be removed from the field. It is up to the referee to judge whether a player is capable of play. The referee may ask the team leader of a player suspected to be incapable of play to demonstrate playing ability at any time. A field player that is not able to get back into a stable standing or walking posture from a fall within 20 seconds will be removed from the field for 30 seconds removal penalty and has to reenter the field according to 5.9.

3.2 Substitutions

Up to two players per game can be substituted by other players of the same team. The referee must be informed prior to the substitution. A substitute only enters the field after the player being replaced left the field and after receiving a signal from the referee. Any of the other players may change places with the goalkeeper, provided that the referee is informed before the change is made and that the change is made during a stoppage of the match. Changing places/roles between a field player and a goalie does not count as substitution.

¹These balls are often sold as mini ball or skill balls. An example for a legal ball would be the Adidas Mini Ball Brazuca, available at <http://www.amazon.com/Adidas-Brazuca-World-Soccer-White/dp/B00D09F6L6> or balls in the classical black/white design.

3.3 Temporal Absence

Servicing robots on the playing field is not permitted. A robot may be taken out of the field for service, after receiving permission from the referee. Taking out a robot for service does not count as a substitution. A serviced robot may not come into play again before 30 s elapsed after it was taken out. It has to enter the field according to 5.9.

4 The Design of the Robots

Robots participating in the Humanoid League competitions must have a human-like body plan, as shown in Fig. 4. They must consist of two legs, two arms, and one head, which are attached to a trunk. The robots must be able to stand upright on their feet and to walk on their legs. The only allowed modes of locomotion are bipedal walking and running.

All actions of the robots must be kinematically equivalent to humanoid motions.

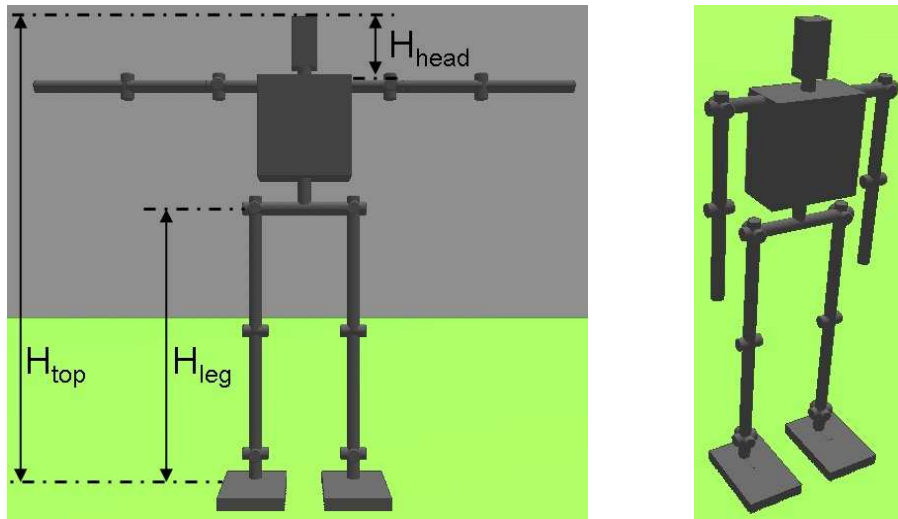


Figure 4: Example of a humanoid robot body plan (left) and standing upright pose (right).

4.1 Robot Height

4.1.1. H_{top} is defined as the height of the robot when standing upright (with fully extended knees, cf. Fig. 4 right) and H_{com} denotes the height of the robot's center of mass, measured in upright posture.

4.1.2. Based on H_{top} , the following size restrictions apply:

- $40\text{cm} \leq H_{\text{top}} \leq 90\text{cm}$ to play in the KidSize class,
- $80\text{cm} \leq H_{\text{top}} \leq 140\text{cm}$ to play in the TeenSize class,
- $130\text{cm} \leq H_{\text{top}} \leq 180\text{cm}$ to play in the AdultSize class.

4.2 Weight Restrictions

- The maximum weight for robots allowed to play in the TeenSize class is 20 kg.
- The minimum weight for robots allowed to play in the AdultSize class is 10 kg.

4.3 Size Restrictions

All robots participating in the Humanoid League must comply with the following restrictions:

1. Each foot must fit into a rectangle of area $(2.2 \cdot H_{\text{com}})^2/32$.
2. Considering the rectangle enclosing the convex hull of the foot, the ratio between the longest side of the rectangle and the shortest one, shall not exceed 2.5.
3. The robot must fit into a cylinder of diameter $0.55 \cdot H_{\text{top}}$.
4. The sum of the lengths of the two arms and the width of the torso at the shoulder must be less than $1.2 \cdot H_{\text{top}}$. The length of an arm is defined as the sum of the maximum length of any link that forms part of the arm. Both arms must be the same length.
5. The robot does not possess a configuration where it is extended longer than $1.5 \cdot H_{\text{top}}$.
6. The length of the legs H_{leg} , including the feet, satisfies $0.35 \cdot H_{\text{top}} \leq H_{\text{leg}} \leq 0.7 \cdot H_{\text{top}}$.
7. The height of the head H_{head} , including the neck, satisfies $0.05 \cdot H_{\text{top}} \leq H_{\text{head}} \leq 0.25 \cdot H_{\text{top}}$. H_{head} is defined as the vertical distance from the axis of the first arm joint at the shoulder to the top of the head.
8. The leg length is measured while the robot is standing up straight. The length is measured from the first rotating joint where its axis lies in the plane parallel to the standing ground to the tip of the foot.

4.4 Sensors

Teams participating in the Humanoid League competitions are encouraged to equip their robots with sensors that have an equivalent in human senses. These sensors must be placed at a position roughly equivalent to the location of the human's biological sensors. In particular,

1. The only active external sensor allowed is sound ("human-like" with respect to volume and frequency) with one loudspeaker on the robot. The loudspeaker may be placed in the head, neck or trunk of the robot. Any other active sensor (emitting light, sound, or electromagnetic waves into the environment in order to measure reflections) is not allowed.
2. External² sensors, such as cameras and up to two microphones, may not be placed in the legs or arms or the torso of the robots. They must be placed in the robot's head and above any neck joint.

²External sensors are sensors that measure external state (e.g. sound, light). Correspondingly internal sensors measure internal states of the robot (e.g. temperature, posture, pitch, etc).

3. The field of view of the robots is limited at any time to 180 degrees. This means that the maximum angle between any two points in the overlap of the field of view of all cameras mounted on the robot must be less than 180 degrees. Also the pan-tilt motion of the head and the cameras mounted on the robot's head is restricted to be more human like not only with respect to the field of view but also to the range of motion of the neck joints. Therefore, the mechanism to pan the camera is limited to 270 degree pan which means ± 135 degrees from the position looking straight ahead. The mechanism to tilt the camera is limited to ± 90 degrees (measured from the horizontal line). Furthermore, if positioned at the center mark the robot may not be able to see both goals in any tilt angle and in any standing or walking posture of the robot.

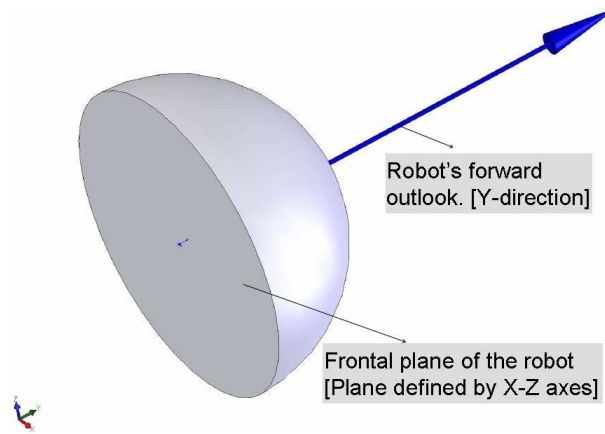


Figure 5: Illustration of field of view.

“Field of view” refers to the field of view of all cameras together and of how much of the soccer field all cameras together can view at most at one time. By how much the soccer field can be viewed by the robot at most one time is defined by a half sphere with its center axis pointing in the forward direction with respect to the robot's frontal plane as shown in Figure 5.

4. The number of cameras is limited to a stereo vision setup (i.e., max. 2 cameras with a large overlap) only. Monocular vision is also allowed.
5. Touch sensors, force sensors, and temperature sensors may be placed at any position on the robot.
6. Sensors inside the robot may measure all quantities of interest, including (but not limited to) voltages, currents, forces, movements, accelerations, magnetic field and rotational speeds. They can be at any position inside the robot.

4.5 Communication and Control

4.5.1. Robots participating in the Humanoid League competitions must act autonomously while a competition is running. No external power supply, teleoperation,

remote control, or remote brain of any kind is allowed.

4.5.2. Robots may communicate only via the wireless network provided by the organizers which must support the referee box. The total bandwidth of the robots belonging to one team may not exceed 1 Mbit/s. The robots must not rely on availability or quality of the wireless network. They must be able to play if the network is not available or of low quality. Only robots are allowed to communicate by WLAN. Any other computers of team members are only allowed to communicate by tethered LAN. No other wireless communication is allowed onsite. All other wireless hardware must be deactivated. A team may be disqualified if one of the team members violates this rule.

4.5.3. Robots in play may communicate with each other at any time during a game. Any kind of transmission from an external computer or an out of play robot to the playing robots is prohibited. This implies that any monitoring is only done by receiving UDP communication from the robots using an external computer connected by tethered LAN to the official wireless router. Sending any transmission from an external computer to the robots has to take place during a timeout or using a direct cable between the computer and the robot during maintenance of the robot.

During the game an official game controller/referee box will be used. It uses UDP to broadcast information to the robots like elapsed time, current score, game state (ready, set, playing, finished) and the robot-specific penalized state. The source code is open.³ To encourage teams to use the referee box, 15 seconds advantage is given to teams using the referee box in any stoppage of the game (cf. Section 8).

4.5.4. No humans are allowed on the field while the ball is in play. Robot handlers must receive permission from the referee prior to entering the field. Each team may designate only one person as robot handler. The robot handler of a team may not touch a robot of another team in order to avoid any (unintentional or intentional) damage to that robot.

4.6 Colors and Markers

4.6.1. Robots participating in the Humanoid League competitions must be mostly black or of dark grey color (i.e. RAL 7011 Iron Grey or darker) and non reflective. Robots may also be colored in aluminum-like silver, grey or white but then their feet must be colored black. Colors similar to green or the opponent team's team markers must be avoided. Arms, legs and bodies of the robot must be of solid shape appearance.

4.6.2. The robots must be marked with team markers. These markers are colored magenta (referred to as red) for one team and cyan (referred to as blue) for the other team. Robot legs and arms must be covered by team markers. From each side of the robot, at least one team marker must be visible on both an arm and a leg. The marker must be at least 5cm in height and as wide as the leg or arm of the robot as seen from that side. If both teams cannot agree, which team color to use, a coin will be flipped 15 minutes prior to the game to assign the team colors.

³The source code of the game controller/referee box is available from <http://github.com/fumanoids/gamecontroller/tree/HL>, see also <http://www.tzi.de/humanoid>.

4.6.3. The robots of each team must be uniquely identifiable. They must be marked with numbers or names. The goal keeper robot must be marked uniquely that it can be easily distinguished from the other robots of a team by the referees.

4.7 Safety

4.7.1. Robots participating in the Humanoid League competitions must not pose any danger to humans, other robots, or the field of play. This specifically includes constructions that are objectively able to cause said dangers, for example poles sticking out of the robot. Anyone is allowed to take every action necessary to prevent urgent harm.

4.7.2. The robots must be constructed in a way that offenses described in Section 12 are avoided. Robots violating the safety requirements of 4.7.1 will be excluded by the referee from the ongoing game. They may be excluded by the league organization committee from the remainder of the tournament.

4.8 Robustness

Robots participating in the Humanoid League competitions must be constructed in a robust way. They must maintain structural integrity during contact with the field, the ball, or other players. Their sensing systems must be able to tolerate significant levels of noise and disturbance caused by other players, the referees, robot handlers, and the audience.

4.9 Handling

Robots are encouraged to feature a handle attached in the neck area for vertical lifting. They should tolerate this without causing harm to themselves or the person holding the handle.

5 The Referee

- 5.1. Each match is controlled by a referee who has full authority to enforce these rules in connection with the match to which he has been appointed.
- 5.2. The referee ensures that the field and the ball are in proper condition. He ensures that the robot players meet the requirements of Section 4.
- 5.3. The referee acts as timekeeper and keeps a record of the match. He stops, suspends or terminates the match, at his discretion, for any infringements of the rules or because of outside interference of any kind.
- 5.4. The referee allows play to continue when the team against which an offense has been committed will benefit from such an advantage and penalizes the original offense if the anticipated advantage does not ensue at that time.
- 5.5. He punishes the more serious offense when a player commits more than one offense at the same time and takes disciplinary action against players guilty of cautionable and sending-off offenses. He is not obliged to take this action immediately but must do so when the ball next goes out of play.
- 5.6. The referee takes action against team officials who fail to conduct themselves in a responsible manner and may, at his discretion, expel them from the field of play and its immediate surrounds. He ensures that no unauthorized persons enter the field of play.
- 5.7. The referee acts on the advice of assistant referees regarding incidents which he has not seen. Some referee duties, like time keeping and keeping a record of the match, may be delegated to one of the assistant referees.
- 5.8. The decisions of the referee regarding facts connected with play are final. The referee may only change a decision on realizing that it is incorrect or, at his discretion, on the advice of an assistant referee, provided that he has not restarted play.
- 5.9. The referee decides from which of the two touch lines a penalized, serviced or substituted player may re-enter the field. The player has to be positioned 50cm away from the center of the touch line on its own half and face the center of the field when entering.
- 5.10. The referee may decide at any point before or during a game to relocate any objects around the field, or direct persons to another position around the field. The application of this rule needs to be well considered and should be reserved for situations where the placement of objects or persons seems constructed by one team to create artificial landmarks to help the robots' localization⁴.

⁴ The intent of using same-colored goals is to remove artificial landmarks. Robots should be able to localize with the playing field and its normal surroundings. Introducing new team-specific artificial landmarks is against the spirit and intention of the league's progress.

6 The Assistant Referees

- 6.1. One or more assistant referees are appointed for a match whose duties, subject to the decision of the referee, are to indicate when the whole of the ball has passed out of the field of play, which side is entitled to a corner kick, goal kick or throw-in, and when misconduct or any other incident has occurred out of the view of the referee.
- 6.2. The assistant referees might be assigned additional duties, such as time keeping, keeping a record of the match and controlling the game controller/referee box.
- 6.3. The assistant referees also assist the referee to control the match in accordance with these rules.
- 6.4. In the event of undue interference or improper conduct, the referee will relieve an assistant referee of his duties and make a report to the league organizing committee.

7 The Duration of the Match

7.1 Periods

7.1.1. The match lasts two equal periods of 10 minutes. Players are entitled to an interval at half-time. The half-time interval must not exceed 5 minutes.

7.1.2. Allowance is made in either period for all time lost through, e.g. substitution(s), timeouts, and wasting time. The allowance for time lost is at the discretion of the referee. If at the end of either period the referee has the impression that a goal is imminent, allowance is made for up to 30s at the referee's discretion to finish the current move.

7.1.3. In the knock-out games of a tournament two further equal periods of 5 minutes each are played if the game is not decided after the regular playing time. If during regular playing time none of the two teams in a knock-out match was able to kick the ball to reach their respective opponent's goal the extra time is skipped and the game immediately continues by the five alternating penalty kick trials (cf. Section 14).

7.2 Timeouts

A team may extend a stoppage of the game by taking a timeout. During a timeout robots may be serviced. Each team may take at most one timeout per period. If a team is not ready to resume the game when the referee wants to start the game, it has to take a timeout. If there is no timeout left, the referee will start the game anyway. A timeout ends automatically after 120s. A timeout also ends when the team signals its end to the referee.

8 The Start and Restart of Play

8.1 Preliminaries

8.1.1. Access to the field is given to both teams at least 15 minutes prior to the scheduled kick-off time. A coin is tossed and the team which wins the toss decides which goal it will attack in the first half of the match. The other team takes the kick-off to start the match. The team which wins the toss takes the kick-off to start the second half of the match. In the second half of the match the teams change ends and attack the opposite goals.

8.1.2. If both teams cannot agree on the color of their team markers, a coin is tossed and the markers are exchanged at halftime.

8.1.3. A match must start at the scheduled time. In exceptional situations only, the referee may re-adjust the time for starting the game in accordance with both team leaders. All robots of a team are started (and stopped) by receiving a signal through wireless communication from outside the field. In exceptional cases, starting and stopping robots manually may be allowed by the referee.

8.2 Kick-off

8.2.1. A kick-off is a way of starting or restarting play at the start of the match, after a goal has been scored, at the start of the second half of the match, at the start of each period of extra time, where applicable. After a team scores a goal, the kick-off is taken by the other team.

8.2.2. A goal may not be scored directly from the kick-off. Either the ball must move 20 cm from the kick-off point or must be touched by another player before being kicked into the goal.

If the ball is kicked directly into the goal the kick-off is awarded to the opposing team.

8.2.3. The procedure for kick-off is as follows:

- The referee gives the signal “READY” that all robots have to reach their own half of the field. Robots not being able to position autonomously in their own half may be placed by their respective robot handler.
- The opponents of the team taking the kick-off are outside the center circle until the ball is in play.
- The referee gives the signal “SET”. The referee calls robots illegally positioned to be set back manually by the respective robot handler to the outer line of their goal area. One field player of a manually or illegally positioned team suffers a removal penalty (cf. Section 12).
- The ball is stationary on the center mark.

- The referee gives the signal “PLAY” or whistles.
- The ball is in play when it is touched or 10 seconds elapsed after the signal.

8.2.4. Robots being able to autonomously reposition themselves can take any position on the field that is consistent with above requirements. Robots not able to autonomously reposition themselves, e.g. robots being carried or joysticked around by human team members, have to start from a position not closer to the field halfway line than the outer line of the goal area. If all robots of the team executing the kick-off cannot autonomously reposition themselves, then one robot may be placed into the center circle.

8.2.5. If one or both of the teams in a match have permission to use a manual startup procedure, the referee gives the two signals “SET” and “PLAY” with an interval of exactly 10 seconds. Robot players without remote start capability may be started on the field after the “SET” signal. They may not move before the “PLAY” signal was given by the referee. Robots with autonomous positioning ability are given between 15 and 30 seconds for re-positioning after a goal has been scored by one of the teams before the “SET” signal for kick-off is given by the referee. All human team members must leave the field of play immediately after the “SET” signal and before the “PLAY” signal.

8.2.6. A team which uses manual kick-off and not kick-off with the referee box is punished by a penalty of having to wait for 15 seconds after the signal “PLAY” before they are allowed to locomote. If such a team has kick-off then at the signal “PLAY” the referee immediately moves the ball from the kick-off position to a position somewhere on the center line and outside of the center circle and the ball is in play. This rule does not apply if the referee box is out of commission.

8.2.7. If a robot is moving for a significant time between “SET” and “PLAY” signals or repeatedly violates Rules 8.2.3 or 8.2.6, it will be punished by a removal penalty (cf. Section 12).

8.2.8. If a robot handler has not left the field by the “PLAY” signal, a yellow card is shown to the robot closest to the incident. If the game has been influenced, the kick-off will be repeated and the team that committed the offence has to start from a position not closer to the field halfway line than the outer line of the own goal area.

8.3 Dropped Ball

8.3.1. A dropped ball is a way of restarting the match after a temporary stoppage which becomes necessary, while the ball is in play, for any reason not mentioned elsewhere in the rules. In particular, the referee may call a game-stuck situation if there is no progress of the game for 30 s.

8.3.2. The game is continued at the center mark. A goal can be scored directly from a dropped ball. The procedure for dropped ball is the same as for kick-off, except that the robots of both teams must be outside the center circle. The ball is in play immediately after the referee gives the signal.

8.3.3. If a player moves too close to the ball before the referee gives the signal, a kick-off is awarded to the opponent team.

9 The Ball In and Out of Play

- 9.1. The ball is out of play when it has wholly crossed the goal line or touch line whether on the ground or in the air or when play has been stopped by the referee.
- 9.2. The ball is in play at all other times, including when it rebounds from a goalpost, crossbar, human, or robot and remains in the field of play.

10 The Method of Scoring

- 10.1. A goal is scored when the whole of the ball passes over the goal line, between the goalposts and under the crossbar, provided that no infringement of the rules has been committed previously by the team scoring the goal. A goal can only be scored from the respective half of the field.
- 10.2. The team scoring the greater number of goals during a match is the winner. If both teams score an equal number of goals, or if no goals are scored, the match is drawn.
- 10.3. For knock-out matches ending in a draw after regular time, extra time, penalty kicks, and scoring times will be used to determine the winner of a match.
- 10.4. A team that forfeits is disqualified from the competition. Forfeiting is defined as refusing to make a good faith effort to participate in a scheduled game.⁵
 - If a team chooses to forfeit a match in the round robin games the other team plays on an empty goal.
 - If a team chooses to forfeit in a knock-out game before the quarter final, the other team continues in the competition.
 - If a team chooses to forfeit in the quarter finals, it will be replaced by the runner up team in the round robin group that included the forfeiting team.
 - If a team chooses to forfeit in the semi finals or the game for 3rd and 4th place, it will be replaced by the team that lost to the forfeiting team in the quarter finals.
 - A team forfeiting the final match should announce its decision at least 30 minutes before the start of the 3rd vs 4th final. The league organization committee may impose a one year disqualification of the team and its members in case of avoidable delayed announcements.

⁵If robots are broken, then they should be placed on the field anyway as an indication that the team is willing to participate.

- If a team chooses to forfeit the final after the game for 3rd and 4th place began, it will be replaced by the 3rd place winner, and the 4th place winner will be 3rd place. No new 4th place will be selected.
 - If a team chooses to forfeit the final before the game for 3rd and 4th place, it will be replaced by the team that lost to the forfeiting team in the previous semi-finals. The team that lost to the forfeiting team in the previous semi-finals (i.e. the one initially being qualified for the game for 3rd and 4th place) will be replaced for the game for 3rd and 4th place by the team that lost to it in the respective quarter final.
- 10.5. If the current score in a match has a goal difference of 10 goals (e.g., 10:0, 11:1, 12:2 etc.), then the referee will terminate the match and the score will be recorded as the current score.

11 Offside

The offside rule is not applied.

12 Fouls and Misconduct

12.1 Ball Manipulation

Manipulation of the ball by robot players is guided by the following principles:

1. Players may exert force onto the ball only by direct physical contact with one of their body parts, excluding their hands, arms, and shoulders (with the exception of the goal keeper within his own goal area).
2. The ball may be kicked with the whole foot. Kicking devices which differ from the human body are not allowed.
3. Contact with the ball must be instantaneous. Actively touching the ball for more than 1 s is considered ball holding. Inside the goal area, the goal keeper may hold the ball for not more than 6 s on the ground or not more than 10 s lifted up with one or both hands. Physical contact may be exerted repeatedly by the same player, if the ball is free to move between contacts for the majority of the time.
4. It will also be considered ball holding, if the ball cannot be removed from a robot by other players for more than 1 s. More than half of the ball's volume must be outside the convex hull of the robot, projected to the ground, for the ball to be considered removable. If the ball enters the convex hull repeatedly, it must be removable in between for the majority of the time. If more than one robot of a team is in the vicinity of the ball, the convex hull is taken around all the robots of a team, which prevent removal of the ball.

12.2 Physical Contact

Contact between robot players is guided by the following principles:

1. Physical contact between players of different teams must be minimized.
2. If physical contact is unavoidable, the faster moving robot must make efforts to minimize the impact.
3. The goal keeper enjoys special protection inside its goal area. The attacking player always has to avoid to obstruct the goalie in any way. Any contact between the goalie and an attacking player inside the goal area is considered an obstruction. During walking or standing the goal keeper is not allowed to stretch out its arms to the side, front or back to maximize the area around it which cannot be entered by a player by making improper use of this rule.
4. Extended physical contact must be avoided. Both robots must make efforts to terminate contact, if the contact time exceeds 1 s.

5. If entangled robots fail to untangle themselves, the referee might ask designated robot handlers of both teams to untangle the robots. Untangling must not make significant changes to robot positions or heading directions. Untangled robots must be laid on the ground not closer than 50cm to the ball and in a way not gaining an advantage.

12.3 Attack and Defense

12.3.1. Not more than one robot of each team is allowed to be inside the goal or the goal area at any time. If more than one robot of the defending team is inside its goal or goal area for more than 10s, this will be considered illegal defense. If more than one robot of the attacking team is inside the opponent's goal or goal area for more than 10s, this will be considered illegal attack.

12.3.2. (a) The referee may delay the call of illegal defense or illegal attack if the robots make serious attempts to leave the goal area or if they are hindered from leaving the goal area by robots of the opponent team.

(b) The referee allows play to continue when the team against which an illegal defense or illegal attack has been committed will benefit from such an advantage and penalizes the original offence if the anticipated advantages does not ensue at that time.

12.3.3. The player committing an illegal defense or an illegal attack will be removed from the field for 30 seconds removal penalty. It is allowed to return to the playing field according to 5.9.

12.4 Indirect Free Kick

12.4.1. An indirect free kick is awarded to the opposing team if a player commits any of the following offenses in a manner considered by the referee to be careless, reckless or using excessive force: kicking, tripping, jumping at, charging, striking, and pushing an opponent.

12.4.2. An indirect free kick is also awarded to the opposing team if a player commits any of the following offenses:

1. tackles an opponent to gain possession of the ball, making contact with the opponent before touching the ball,
2. holds an opponent,
3. holds the ball,
4. handles the ball deliberately (except for the goalkeeper within his own goal area),
5. makes an opponent fall,
6. charges an opponent, which is in control of the ball, from behind by physical contact exerting significant forces on this robot.

12.4.3. An indirect free kick is awarded to the opposing team if a goalkeeper, inside his own goal area, commits any of the following offenses:

1. takes more than four steps while controlling the ball with his hands, before releasing it from his possession,
2. touches the ball again with his hands after it has been released from his possession and has not touched any other player,
3. touches the ball with his hands after it has been deliberately kicked to him by a team-mate,
4. wastes time,
5. blocks more than half of its goal line for more than 15s or for the majority of the time.

12.4.4. An indirect free kick is also awarded to the opposing team if a player, in the opinion of the referee:

1. plays in a dangerous manner,
2. impedes the progress of an opponent,
3. prevents the goalkeeper from releasing the ball from his hands,
4. commits any other offense, not previously mentioned in Section 12, for which play is stopped to caution or dismiss a player.

12.4.5. An indirect free kick is taken from where the offense occurred.

12.4.6. An indirect free kick is awarded to the opposing team, if a human member of a team, in the opinion of the referee, commits any of the following offenses:

1. interfering with the game on the field, e.g. through touching the ball while removing a robot,
2. interfering with the game remotely through wireless communication, e.g. by remotely joysticking a robot, or sending commands to robots that convey information about the position of objects on the field or activate particular patterns of actions on the robots,
3. behaving otherwise in an unsportsmanlike manner.

In this case, the indirect free kick will be started from the penalty mark position in the half of the opponent of the awarded team.

12.4.7. All indirect and direct free kicks are replaced by time removal penalties to the robot committing the foul or misconduct.

1. Time penalties of 30 seconds for players are called by the referee. When a penalty is called, the designated robot handler has to remove the robot as soon as possible and by that interacting as little as possible with the game.
2. A penalty is not called, if the punished team would take advantage of the removal, e.g. if a robot blocks a teammate that kicks the ball towards the goal.
3. A robot suffering a penalty (except called for inactivity or service) may not be serviced. A robot suffering a penalty due to a foul or misconduct has to stay out of play for a minimum of 60 seconds if it is serviced during the penalty time.
4. The referee and assistant referees are in charge of timing the penalties and notifying the teams to put back their robots to play.
5. A field player or goal keeper suffering a time penalty will be removed from the field and is only allowed to re-enter the field according to 5.9 after the penalty time has elapsed.

12.5 Yellow and Red Cards

12.5.1. A player is cautioned and shown the yellow card if he commits any of the following offenses:

1. is guilty of unsporting behavior,
2. persistently infringes the rules,
3. delays the restart of play,
4. fails to respect the required distance when play is restarted with a free kick.

12.5.2. A player is sent off the field and shown the red card if he commits any of the following offenses:

1. is guilty of serious foul play,
2. is guilty of violent conduct,
3. receives a second caution in the same match.

13 Free Kicks

All direct and indirect free kicks are replaced by time removal penalties to the robot committing the foul or misconduct (cf. 12.4.7).

- 13.1 All free kicks are indirect. The ball must be stationary when the kick is taken. The kicker may not score directly from an indirect free kick. The ball must move at least 20cm from the position where the kick was taken or must be touched by another player before being kicked towards the goal. If an indirect free kick is kicked directly into the opponents goal, a goal kick is awarded to the opponent team.
- 13.2 All players of the team not taking the free kick must be at a distance greater than 60cm (for KidSize) or 90cm (for TeenSize and AdultSize) from the ball. If, when a free kick is taken, an opponent is closer to the ball than the required distance, the kick is retaken.
- 13.3 The ball is in play when it is touched, or 10 seconds after the referee has given the signal.

14 The Penalty Kick

- 14.1 A goal may be scored directly from a penalty kick.
- 14.2: The player taking the penalty kick is placed at a distance of at least $1.5 \cdot H_{\text{top}}$ from the penalty mark.
- 14.3: The defending goalkeeper is placed in upright position on the middle of his goal line, facing the kicker. It must remain upright between the goalposts until the ball has been touched by the kicker.
- 14.4: No other players are allowed on the field.
- 14.5: When both players are ready, the ball is placed randomly within 20 cm (KidSize) or 30 cm (TeenSize and AdultsSize) of the penalty mark.
- 14.6: After the referee gives the start signal, the striker has 60 s to kick the ball once or multiple times. After this time, the trial ends if the movement of the ball obviously does not result in a goal. Otherwise, the trial is extended until the ball stops.
- 14.7: The striker is not allowed to touch the ball during this extension. The striker is also not allowed to touch the ball after the ball has been touched by the goalie.
- 14.8: The goalie is not allowed to move forward or to fall until the ball is touched by the striking robot.
- 14.9: The trial also ends if the ball stops in the marked area around the goal or leaves the field.
- 14.10: Both robots are not allowed to touch or cross the line around the goal area.
- 14.11: If the goalie robot violates the rules in any way, the referee will let the trial continue. If the striker robot scores a goal, then the goal counts. If the striker does not score a goal, the trial is retaken. If the goalie violates the rules after causing two restarts, a technical goal is awarded to the striker.
- 14.12: If the striker violates the rules in any way, the referee will let the trial continue. If the striker robot is unable to score a goal, the trial ends. If the striker scored, the trial is retaken without counting the goal. If the striker violates the rules after causing two restarts, the trial will end with "no goal".
- 14.13: Both teams conduct five alternating trials.
 - If after the first five trials none of the teams was able to kick the ball to the goal line then the winner is determined by flipping a coin.
 - If there is still a draw in knock-out games, the alternating trials continue up to five more times, until one teams leads after an equal number of trials.

- If there is still a draw in knock-out games, the alternating trials continue up to five more times without goalies, until either one striker is able to score and the other striker fails to score or both strikers score. In the latter case, the goal is awarded to the striker that needed the shortest time for scoring.
- If there is still a draw in knock-out games, the winner is determined by flipping a coin.

15 The Throw-In

A throw-in is necessary if the ball leaves the field of play, by fully crossing a touch line or a goal line (unless a goal was scored) either on the ground or in the air.

If the ball leaves the field it will be replaced on the field by the referee or an assistant referee. There is **no** stoppage in play.

The positions for replacement of the ball are described in the following with respect to the touch lines and always meant to be in a distance of about 40 cm orthogonal to the position on the touch line and inwards to the playing field.

If the whole of the ball passes over a touch line then the assistant referee will replace the ball back on the field on the same side of the field as the ball went out of play. The ball will be replaced in one of three positions:

- If the referee cannot determine which robot was the last to touch the ball before it left the field, then the ball is replaced directly in from the point at which the ball left the field.
- Otherwise, the ball is placed one meter back from the point it went out, where “back” is defined as being towards the goal of the team that last touched the ball.

In any case, the ball cannot be placed closer than the length of the goal area to either end of the field.

If the whole of the ball passes over a goal line then the ball will be replaced back on the field according to the following rules:

- If the referee cannot determine which robot was the last to touch the ball before it left the field, then the ball is replaced in about 1 meter distance from the corner of the field.
- If the ball was last touched by the defensive team then the ball is replaced in a distance of about the goal area length from the closest corner of the field.
- If the ball was last touched by the offensive team then the ball is placed on the halfway line on the side of the field the ball went out.

Balls are deemed to be out based on the team that last touched the ball, irrespective of who actually kicked the ball.

16 The Goal Kick

The goal kick is performed without stopping play according to the throw-in procedure.

17 The Corner Kick

The corner kick is performed without stopping play according to the throw-in procedure.

18 The Dribble and Kick Competition (AdultSize)

The dribble and kick competition is a 1 versus 1 competition between two teams. It is a combination of a penalty kick and a soccer game. The striking robot starts in the middle of the playing field facing the opposing goal. The goal keeper of the other team is in this goal. The referee places two obstacles randomly in the half with the opposing goal, but outside of the center circle and the goal box. The distance between the obstacles must be at least 100 cm. After the robots and the obstacles are placed, the ball is placed randomly on the imaginary line segment in parallel to the goal lines and through the penalty mark in the half of the field behind the robot.

After the referee blows the whistle, the striker has to acquire the ball and score a goal. A goal is only valid if the last point of contact between the striker and the ball was within the half of the field with the opposing goal.

The goalkeeper starts in walking posture in the middle of the goal. It is allowed to move freely inside of the goal area. The goal keeper must remain in walking posture until the ball has been kicked at the goal or the ball has crossed the line parallel to the goal line which goes through the penalty mark. The goalie is then allowed to fall to try to block the ball. If the attempt still continues after the goal keeper has jumped for the ball it has to get back into upright standing or walking posture after not later than 15 seconds.

Neither robot is allowed to cross the goal box area, i.e. the defending goal keeper is not allowed to leave the goal area and the attacking striker is not allowed to enter it. In one run the same robot of one team has to perform both roles of the goal keeper and the striker of its team.

The maximum time for an attempt is 2 minutes and 30 seconds.

Everything else remains the same as in the penalty kick competition.

19 The Technical Challenge

Only the robots used for the soccer games are allowed to participate in the technical challenges. No hardware modifications of the robots are allowed for the Technical Challenge (i.e., a robot cannot be modified from the configuration it had in the soccer games).

The team scheduled for the Technical Challenge must have access to the field five minutes prior to the scheduled starting time. The referee will give the start signal at the scheduled time.

The Technical Challenge consists of four parts A, B, C and D. Each of the parts can be attempted multiple times, in any order. The team might terminate a trial at any time, in order to reattempt the same part or switch to another part of the challenge. A trial terminates automatically when 25 minutes elapsed after the referee gave the start signal. This concludes the Technical Challenge for the team. The time is taken for each of the trials, if completed successfully. Ranking in the individual challenges is determined according to the rules defined for each individual challenge. For each part, the highest ranked team receives 10 points. The second team receives 7 points. The third team receives 5 points. All other teams who successfully managed this part of the challenge receive 3 points.

Robot Handlers During the Technical Challenge

During an ongoing trial of a technical challenge the robot handler is not allowed to interact with the robot's sensors in any way. In the moment the handler either touches the robot or interacts with the robot in any way, the trial is finished and counted as unsuccessful.

- In KidSize and TeenSize robot handlers are not allowed to enter the vicinity of the robot during a trial, unless the referee asks them to remove a robot.
- In AdultSize one robot handler is permitted to stay near the robot during a trial.

19.1 Part A: Push Recovery

The goal of the push recovery challenge is to withstand a strong push. PET bottles, partially filled with sand or water to determine the weight, cushioned with a layer of foam material (max. 1 cm thick), and suspended by a rope, will be used as a pendulum to apply the push. A 1 kg weight will be used for KidSize, 2 kg for TeenSize, and 3 kg for AdultSize. The length of the rope (between 1 and 2 meters) will remain fixed for all trials in a size class. The rope is attached to a frame with variable height, which is used to adjust the bottom of the bottle to be at the height of the center of mass of the robot. To swing the bottle against the robot's body, the pendulum is released from an angle which is measured by the ground projected distance between the robot and the bottle. At each attempt, the team announces the ground projection distance for the pendulum. The robot may stand still or it may be walking in place. A push is successfully absorbed when after receiving the push, the robot returns to a stable standing or walking posture.

A trial consists of a push from the back and a push from the front. For a fully successful trial, the robot needs to accomplish the push recovery from the front AND from the back. For a partially successful trial, the robot needs to accomplish the push recovery from the front OR from the back. The robots are first ranked by the ground projected distance between the robot and the bottle for fully successful trials and then for partially successful trials.

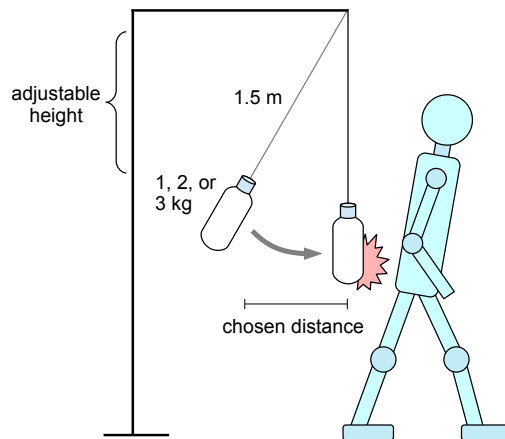


Figure 6: Setup for the push recovery challenge.

19.2 Part B: Goal-Kick from Moving Ball

The goal of the goal-kick from a moving ball challenge is to kick a moving ball into the goal. A ramp will be placed in a fixed position on the extension of the goal area line, such that a ball released from the ramp will travel parallel to the goal line towards the center of the field. The height of the ramp is adjustable and determines the initial velocity of the ball. Teams may place one robot anywhere on the field. After the ball has been released, the robot must make contact with it before the ball comes to a stop, otherwise the trial is unsuccessful. If after the ball contact the ball enters the goal, the trial is successful. Otherwise the trial is partially successful. Teams are first ranked by the release height of the ball from the ramp for successful trials and then by the shortest distance between the ball and the goal for partially successful trials.

19.3 Part C: High Jump

The goal of the high jump challenge is to terminate ground contact and to stay in the air as long as possible. Robots are placed on a contact device of approximately 40×40 cm that records the time of flight of a jump. A fully successful jump requires the robot to remain upright for a minimum of 3 seconds after landing without leaving the measuring device. All other attempts are considered partially successful. The robots are ranked first according to the time of flight of fully successful attempts and then according to the time of flight of partially successful attempts.

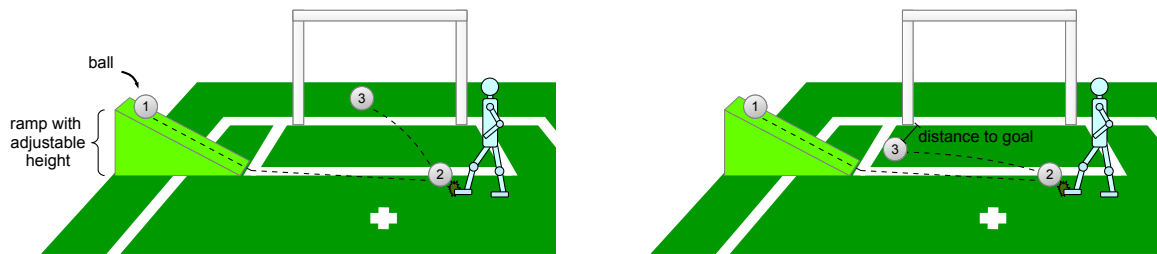


Figure 7: Successful (left) and partially successful (right) goal-kick from a moving ball challenges.

19.4 Part D: High-Kick Challenge

The goal of the high-kick challenge is to kick the ball in the goal at maximum height. At each attempt, the team announces the minimum height their robot tries to achieve. The minimum height must be at least $1/3$ rd of the ball's diameter and must be a multiple of 1cm.

The ball is then placed on the penalty mark and the team may position the robot freely but at least 30cm away from the ball. After the start signal, the robot may move the ball to any position before attempting a kick from the ground. Only kicks count that score a goal of at least the minimum height. The trial ends unsuccessfully when the ball leaves the field, or when the robot touches the goal obstacle.

The robots are ranked by the maximum height they successfully managed to kick the ball into the goal.

20 The Competitions and Trophies

20.1 Setup and Inspections

The competitions in the Humanoid League are preceded by a setup and inspection period of at least 24 h. During this time, every robot will be inspected by the league organizing committee for compliance with the design rules detailed in Section 4. All robots will be photographed during the inspection. A reinspection becomes necessary after any change that could affect the compliance to the design rules. A reinspection might be requested by any team leader up to 10 minutes prior to a game.

20.2 Referee Duty

Each team must name at least one person who is familiar with the rules and who might be assigned for referee duties by the league organizing committee.

20.3 Competitions

20.3.1. The competitions consist of:

1. Soccer Games for KidSize (4 vs. 4) and TeenSize (2 vs. 2)
2. Dribble and Kick for AdultSize.

In the event of less than 3 teams participating in TeenSize the TeenSize teams will join the AdultSize for a joint Dribble and Kick competition.

The technical challenges consist of:

1. Push Recovery(KidSize, TeenSize and AdultSize)
2. Goal Kick from Moving Ball (KidSize, TeenSize and AdultSize)
3. High Jump (KidSize and TeenSize and AdultSize)
4. High-Kick (KidSize, TeenSize and AdultSize)

20.3.2. Both, Dribble and Kick (AdultSize) and Soccer Games (KidSize and TeenSize) are organized in one or more round robins and playoffs. For the first round robin, the teams are assigned to groups at random. All teams of a group play once against each other. The round robin games may end in a draw. In this case, both teams receive one point. Otherwise, the winning team receives three points and the not winning team receives zero points.

20.3.3. After games of a round robin have been played, the teams of a group are ranked based on (in decreasing priority):

1. the number of earned points,

2. the goal-difference,
3. the absolute number of goals⁶,
4. the result of a direct match,
5. the time needed to score a penalty kick into an empty goal (up to five alternating attempts to score, until at least one team scored),
6. the drawing of a lot.

20.3.4. At least two teams of every group will enter the next round robin or the playoffs.

20.3.5. The game plan needs to be announced prior to the random assignment of teams to groups.

20.4 Best Humanoid

20.4.1. The teams of all three size classes are ranked in separate lists to determine the overall best humanoid.

20.4.2. The ranking is based on the aggregated number of points earned in the individual competitions.

20.4.3. The points earned in the technical challenge are used directly.

20.4.4. For the Dribble and Kick competitions (AdultSize) and the Soccer Games (KidSize and TeenSize) the winner receives 60 points. The second best team receives 42 points. The third best team receives 30 points.

20.4.5. As KidSize, TeenSize and AdultSize robots do not compete directly, a jury decides the overall best humanoid robot, 2nd best humanoid robot, 3rd best humanoid robot. The jury consists of the team leaders of all teams, except for the teams ranked first in the KidSize, TeenSize and AdultSize lists. The jury decides by majority vote. In case of a draw, the president of the RoboCup federation decides the vote.

- The teams ranked first in the KidSize, TeenSize and AdultSize lists are candidates for the best humanoid. The jury decides from the general picture of the performance according to the criteria:
 - A. Robustness
 - B. Walking ability
 - C. Ball handling
 - D. Soccer skills

⁶Here, for each game that a team has won according to Rule 10.5 with a difference of 10 goals only 10 goals are counted.

for the robot that is the best humanoid.

- Of each, KidSize, TeenSize and AdultSize, the best robot that was not chosen to be the best humanoid robot is candidate for the 2nd best humanoid robot. Criteria are the same as for the best humanoid.
- The robot ranked first in the KidSize, TeenSize or AdultSize lists that was not chosen for 1st or 2nd best humanoid is the 3rd best humanoid robot.

20.5 Trophies

20.5.1. A trophy is awarded to the winner of each of the individual competitions and technical challenges. In case of less than 3 teams participating in a size class no trophies will be given in this class.

20.5.2. A trophy is awarded to the teams second and third in the KidSize 3-3 soccer game, the TeenSize 2-2 soccer games and the AdultSize Dribble and Kick competition. In case of less than 5 teams participating in a size class the team ranked third will be awarded a certificate instead of a trophy. In case of less than 4 teams participating in a size class the team ranked second will also be awarded a certificate instead of a trophy. The final number of trophies awarded will be decided by the RoboCup Federation based on the number of actually participating teams.

20.5.3. Certificates are awarded to the teams second and third in the technical challenges and to the teams ranked second and third in the Best Humanoid list.

20.5.4. The Louis Vuitton Humanoid Cup is awarded to the team ranked first in the Best Humanoid list.

A The Trend in Rule Evolution for the Next Years

In this section the Technical Committee (TC) wants to make explicit the trends to be followed in the rules in the next years in order to improve the scientific level of the robots developed by the RoboCup teams. The evolution of rules in the humanoid league has been following a biennial schedule where major changes (like the number of players per team) have been introduced every two years and only incremental changes every other year.

- **The Layout of the Field**

- Size of the playing field may increase with the number of players.

- **The Design of the Robots**

- **The height of the robots**

In the future, the minimum size of KidSize robots and the overlap between size classes may be increased.

- **Handling of the robots.**

- In the future, robot players will be removed from the field by assistant referees in order to limit the number of humans on the field.
- Robots must feature a handle in the neck area (with a to be specified size) and must be designed in a way that they tolerate to be lifted vertically by this handle without taking harm or causing harm to the handler.

- **Rules of the Game**

- **The number of players in soccer games will be increased.**

This is to encourage team play and cooperation among humanoid robots. In 2014 4 on 4 games in KidSize and in 2010 2 on 2 games in TeenSize have been introduced and in the following years the number of players should be increased further.

Acknowledgements

These rules evolved from previous versions of the RoboCup Humanoid League rules. We would like to thank Henry Yen for the conversion of the rules into a basic LaTeX version in 2010. The 2008 version of the rules was compiled by Pasan Kulvanit and Oskar von Stryk, the 2007 version of the rules by Emanuele Menegatti and the 2006 version by Sven Behnke, who did a remarkable job improving the rule document and gearing it towards the FIFA Laws of the Game. The improvements of the 2005 version were compiled by Norbert Michael Mayer. Other input came earlier from the rules of the RoboCup MiddleSize and Four-Legged Leagues.

The rules were continuously discussed within the technical committee of the humanoid league and also on the humanoid league mailing list. The following members of the technical committee for 2015 were responsible for the rule evolution: Jacky Baltes, Reinhard Gerndt, Sean Luke, Luis F. Lupian, Marcell Missura, Maike Paetzel, Soroush Sadeghnejad and Daniel Seifert. Special thanks go to Martin Friedmann and Sebastian Mielke for the contribution of several figures.